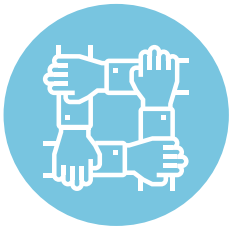


SUPPORT THE NEED



Community Support Providers

OF SOUTH DAKOTA



Community Support Providers (CSP) serve and support approximately 4,350 people with developmental disabilities in a variety of community based settings across South Dakota. The majority of people we serve require 24 hour supervision and have a disability acuity ranging from profound to severe, to moderate or mild.

CSPs subcontract with the state to meet the state's obligation to care for people with Intellectual Developmental Disabilities (IDD) through:

- Quality Care to individuals served
- Professional development and competency based training
- Accreditation, Licensure, Quality Assurance



State

- Required to provide quality care for people with IDD
- Regulatory oversight




Legislative Responsibilities

- Approve funding at a level to allow CSPs to meet mandates
- Provide competitive wage and benefits
- Funding to meet federal requirements

IT TAKES ALL OF US

A stable service is created when all three legs work together to provide support!

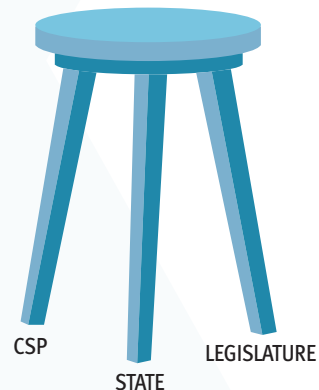


CSP



CSP

STATE



CSP

STATE

LEGISLATURE

Without sufficient funding CSPs cannot fulfill our mandated requirements.



SOLUTION

- Approve request for funding increase
- Stabilize the DSP workforce in order to maintain quality care.

WE NEED YOU TO TAKE ACTION

FUNDING REQUEST CALCULATION

The overall funding request includes several different factors including funding for wages, health insurance benefit increases, additional staffing needs, and loss of school lunch funding.



Wages: \$23,865,262

The overall funding request for wages utilized data from the Benchmark Data Labs study and the CSP association 2020 internal survey: Desired Target Wage (\$17.76) – Median DSP Wage (\$13.87) X Total CSP hours worked.



Additional Staffing: \$9,362,715

The additional staffing information was gathered via internal survey and was also included in the 2020 session funding request. It was determined by the CSP association that this number is still applicable.



Health Insurance Increase: \$1,036,388

According to data from Marsh and McLellan the average increase in this benefit is 6.6%, based on the average of the last 5 years of trend data.



Replacement of School Lunch Funding: \$1,543,736

In 2017 CSPs became ineligible to receive funding for the school lunch program. Feeding individuals that we serve is not an option. The costs for this basic necessity significantly impact budgets and should be reimbursed through the rate provided to care for individuals.

Total Funding Request: \$35,808,101

Funding Request Factors (Current FMAP State 41.88% Federal 58.12%)			
Funding Type	Total Requested	State	Federal
Wages	\$23,865,262	\$9,994,771	\$13,870,490
Additional Staffing	\$9,362,715	\$3,921,105	\$5,441,609
Health Insurance Increases	\$1,036,388	\$434,039	\$602,349
School Lunch Replacement	\$1,543,736	\$646,517	\$897,220
Total	\$35,808,101	\$14,996,432	\$20,811,668

Funding Request Converted to Daily Rate	
HCBS # Adults Estimated FY2021	2,603
Total Funding Request \$35,808,101 divided by 2,603 (# of estimated HCBS Adults)	\$13,756.47
Converted to daily amount	\$37.69 FUNDING GAP
Total Daily Rate (added the \$37.69 to the average daily rate of \$145.55 actual FY2020)	\$183.24

“It is notable that the average waiver cost per individual in the state is \$32,000 annually versus the national annual average of \$49,000”